



# CANARM - JULIANNA - MOUNTED LIGHTING INSTALLATION GUIDE



## SEMI-FLUSH MOUNT

ISF20  
08/12

QUESTIONS OR CONCERNS CONTACT CANARM AT:

1-800-265-1833 (English) / 1-800-567-2513 (French) Monday through Friday 8:00 AM to 5:00 PM E.S.T.



### TOOLS AND MATERIALS REQUIRED:

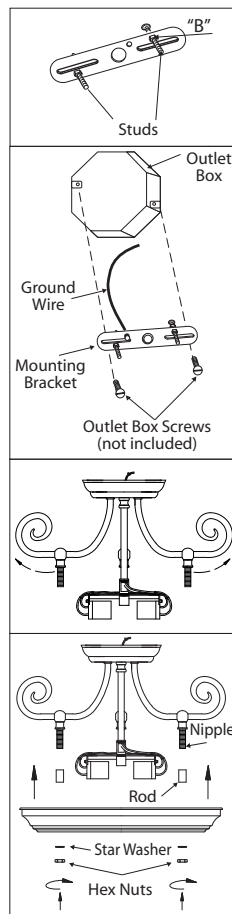


Wiring supplies as required by the Canadian Electrical Code and/or the Quebec Electrical code

### SAFETY PRECAUTIONS:

1. TURN OFF ELECTRICAL POWER BEFORE STARTING INSTALLATION OF LIGHT FIXTURE.
2. THIS PRODUCT MUST BE INSTALLED IN ACCORDANCE WITH THE APPLICABLE INSTALLATION CODE BY A PERSON FAMILIAR WITH THE CONSTRUCTION AND OPERATION OF THE PRODUCT AND THE HAZARDS INVOLVED.
3. CONNECT THE GROUND WIRES (BARE COPPER OR GREEN) FROM YOUR FIXTURE TO THE GROUND WIRE (BARE COPPER OR GREEN) OR GROUND SCREW IN THE ELECTRICAL OUTLET BOX.

### INSTALLATION:

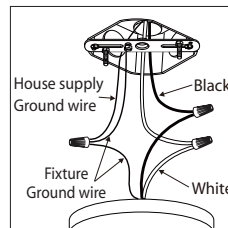


1. Loosen "B". Adjust stud to desired length and lock in place with "B".

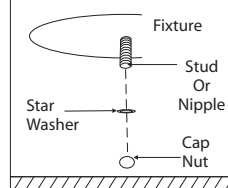
2. Mount the mounting bracket to outlet box using outlet box screws (not included). Make sure the studs or nipple on the mounting bracket are facing out from the outlet box.

3. Spread the arms evenly.

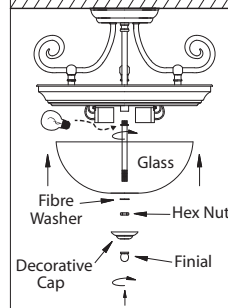
4. Attach rods to nipples and tighten the pan with star washers and hex nuts.



5. Connect the ground wires (bare copper or green) from your fixture to the ground wires (bare copper or green) or ground screw in the electrical outlet box. Connect black wire from fixture to black wire in outlet box and connect the white wire from fixture to white wire in outlet box.



6. Once connections of wires are completed, carefully tuck wires and wire nuts into the outlet box making sure no bare wire (on the black and white) is visible at the wire nuts. Install the light fixture to the ceiling by aligning the hole(s) in the fixture with the studs or nipple on the mounting bracket. Secure in place with cap nut(s) and star washer(s).



7. Install proper bulb type and wattage(not included).
8. Secure the glass in place using the fibre washer, hex nut, decorative cap and finial.

Imported By: CANARM LTD., 2157 Parkedale Ave., Brockville, Ontario, K6V 5V6, Tel: (613) 342-5424, Fax: (800) 263-4598



#2 Chootoo Road, South Aranguez, San Juan, Trinidad

